



*"A Fine Tradition In Wood"*

*hmillworks.com*

1937 Troup Valley Road

Mt. Pleasant Mills, PA 17853

570-539-2611 .: 800-326-9873

Fax 570-539-2379 .: 800-718-4463

# STAIR PARTS

## SECTION 2

### INDEX

<b><u>Product</u></b>	<b><u>Page</u></b>	<b><u>Effective Date</u></b>	<b><u>Revised Date</u></b>
Riser Material. . . . .	3	Jan. 2, 2013	Dec. 27, 2012
Edge-Glued Treads/Tread Material . . . . .	3	Jan. 2, 2013	Dec. 27, 2012
Starting Step. . . . .	3	Jan. 2, 2013	Dec. 27, 2012
False Caps, Risers and Starting Steps. . . . .	4	Jan. 2, 2013	Dec. 27, 2012
Landing Tread . . . . .	4	Jan. 2, 2013	Dec. 27, 2012
Miscellaneous Stair Items. . . . .	4	Jan. 2, 2013	Dec. 27, 2012
Miscellaneous Stair Items-Illustrations. . . . .	5	Jan. 2, 2013	Dec. 27, 2012
Rosettes and Plugs. . . . .	6	Jan. 2, 2013	Dec. 27, 2012
Stairpart Hardware. . . . .	6	June 4, 2013	June 4, 2013
Wall Brackets. . . . .	6	Jan. 2, 2013	Dec. 27, 2012
Rosettes, Hardware and Wall Brackets - Illustrations . . . . .	7	Jan. 2, 2013	Dec. 27, 2012
Handrail . . . . .	8	Jan. 2, 2013	Dec. 27, 2012
Sub-rail & Fillet. . . . .	9	Jan. 2, 2013	Dec. 27, 2012
Handrail, Sub-rail & Fillet - Illustrations. . . . .	9	Jan. 2, 2013	Dec. 27, 2012
Colonial Handrail Fittings w/Illustrations. . . . .	10,11	Jan. 2, 2013	Dec. 27, 2012
Newport Handrail Fittings w/ Illustrations. . . . .	12,13	Jan. 2, 2013	Dec. 27, 2012
3" Pin Top Newels - Over-the-Post . . . . .	14	Jan. 2, 2013	Dec. 27, 2012
1 ¼" Pin Top Balusters. . . . .	14	Jan. 2, 2013	Dec. 27, 2012
3" Ball Top Newels - Post-to-Post. . . . .	15	Jan. 2, 2013	Dec. 27, 2012
3 ¼" Pin Top Newels - Over-the-Post. . . . .	16	Jan. 2, 2013	Dec. 27, 2012
1 ¾" Pin Top Balusters . . . . .	16	Jan. 2, 2013	Dec. 27, 2012
3 ½" Ball Top Newels - Post-to-Post. . . . .	17	Jan. 2, 2013	Dec. 27, 2012
1 ¾" Square Top Balusters. . . . .	17	Jan. 2, 2013	Dec. 27, 2012
3 ½" Pin Top Newels - Over-the-Post. . . . .	18	Jan. 2, 2013	Dec. 27, 2012
1 ¾" Pin Top Balusters. . . . .	18	Jan. 2, 2013	Dec. 27, 2012
3 ½" Acorn Top Newels - Post-to-Post. . . . .	19	Jan. 2, 2013	Dec. 27, 2012
3" Ball Top Newels - Post-to-Post. . . . .	20	Jan. 2, 2013	Dec. 27, 2012
1 ¼" Square Top Balusters. . . . .	20	July 2, 2013	July 2, 2013
Contemporary Newels & Balusters. . . . .	21	Jan. 2, 2013	Dec. 27, 2012
Box Newels. . . . .	22	Jan. 2, 2013	Dec. 27, 2012
Assembled Rail and Accessories. . . . .	23	July 2, 2013	July 2, 2013
Assembled Rail Newels. . . . .	24	Jan. 2, 2013	Dec. 27, 2012

**Manufacturers we can supply:**

**Oak Pointe Stair Products - [www.stairpartsandmore.com](http://www.stairpartsandmore.com)**

**Ideal Wood Products, Inc. - [www.idealstairparts.com](http://www.idealstairparts.com)**

**House of Forgings - [www.houseofforgings.net](http://www.houseofforgings.net)**

**Leepers Stair Products**

Items that are on the above listed websites, but not on our price list, can be special ordered from the manufacturer. Please contact your Heister House sales representative for availability, pricing and to place your order.

*All prices subject to change without notice.*



**Stair Parts**  
Section 2 - Page 2  
Stock Status  
Effective 1/2/13  
Revised 12/27/12

*This page intentionally left blank.*



### RISER MATERIAL

ITEM #	DESCRIPTION	SIZE	PINE	POPLAR	RED OAK	MAPLE	WHITE OAK	CHERRY
HH1800	Riser Material	3/4" x 8"	S	S	S	N/S	N/S	N/S
HH1808	Riser Material	3/4" x 7 3/4"	KNOTTY PINE				S	

Additional charge to precut risers, available upon request.

### EDGE-GLUED TREADS

ITEM #	DESCRIPTION	SIZE	PINE	OAK	MAPLE	WHITE OAK	CHERRY
HH1036	Tread	1 1/32" x 10 1/2" x 36"	N/S	S	N/S	N/S	N/S
HH1042	Tread	1 1/32" x 10 1/2" x 42"	N/S	S	N/S	N/S	N/S
HH1048	Tread	1 1/32" x 10 1/2" x 48"	N/S	S	N/S	N/S	N/S
HH1060	Tread	1 1/32" x 10 1/2" x 60"	N/S	S	N/S	N/S	N/S
HH1072	Tread	1 1/32" x 10 1/2" x 72"	N/S	S	N/S	N/S	N/S
HH1136	Tread	1 1/32" x 11 1/2" x 36"	N/S	S	N/S	N/S	N/S
HH1142	Tread	1 1/32" x 11 1/2" x 42"	N/S	S	N/S	N/S	N/S
HH1148	Tread	1 1/32" x 11 1/2" x 48"	N/S	S	N/S	N/S	N/S
HH1160	Tread	1 1/32" x 11 1/2" x 60"	N/S	S	N/S	N/S	N/S
HH1172	Tread	1 1/32" x 11 1/2" x 72"	N/S	S	N/S	N/S	N/S

RM = Additional charge for single return miter.

DRM = Additional charge for double return miter.

All Treads Clear 1-Face and Nosed 1-Edge. All dimensions are actual size.

\*For double return miter treads, exact measurement between return miters is needed.

Many other species are available. Contact your sales representative for available species, prices and lead time.

A shaded cell indicates the item is non-stock. Allow minimum two week lead time.

### MISCELLANEOUS TREAD MATERIAL

ITEM #	DESCRIPTION	SIZE	YELLOW PINE
11YP	Tread #2 Yellow Pine	1" x 11 1/4"	S



Straight Tread



Double Return Miter



Single Return Miter



## STARTING STEP

ITEM #	DESCRIPTION	SIZE	PINE	OAK	MAPLE	WHITE OAK	CHERRY
HH801048	Starting Step 1 End	11 1/2" x 58 1/4"	N/S	N/S	N/S	N/S	N/S
HH801548*	Starting Step 2 Ends	11 1/2" x 68 1/4"	N/S	N/S	N/S	N/S	N/S
HH804048	Starting Step 1/4 Circle 1 End		N/S	N/S	N/S	N/S	N/S
HH806048	Starting Step 1/4 Circle 2 Ends		N/S	N/S	N/S	N/S	N/S

Custom bull nose starting steps available. Contact your sales representative for pricing.

## FALSE CAPS, RISERS & STARTING STEPS

ITEM #	DESCRIPTION	SIZE	PINE	OAK	MAPLE	WHITE OAK	CHERRY
HH8071**	Tread Cap w/Return Miter Nosing & Scotia	7 1/4" x 11 1/2"	N/S	N/S	N/S	N/S	N/S
HH8072	Tread Cap, Closed End of Stair	6 1/4" x 11 1/2"	N/S	N/S	N/S	N/S	N/S
HH8076	Riser Caps – S4S, per LF	1/2" x 8"	N/S	N/S	N/S	N/S	N/S
HH8011	Bull Nose Starting Step, False End		N/S	N/S	N/S	N/S	N/S

\*Specify Throat Measurement

\*\*Specify Left or Right

## LANDING TREAD


ITEM #	SIZE	PINE	RED OAK	MAPLE	WHITE OAK	CHERRY
8090	1" X 3 1/2"	S	S	N/S	N/S	S
80905	1" X 5 1/4"	S	S	N/S	N/S	S
80908	1" X 7 1/4"	N/S	S	N/S	N/S	N/S

Landing tread is sold per lineal foot.


## MISCELLANEOUS STAIR ITEMS

ITEM #	DESCRIPTION	SIZE	POPLAR	PINE	OAK	MAPLE	WHITE OAK	CHERRY
HH8000	Curved Scotia Set	1/2" x 3/4"	S	S	S	N/S	N/S	N/S
HH8001	Curved Shoe Set	1/2" x 3/4"	S	S	S	N/S	N/S	N/S
HH8080	Return Nosing	1" x 1 1/4"	S	S	S	N/S	N/S	N/S
HH92	Scotia	1/2" x 3/4"	S	S	S	N/S	N/S	N/S
SPL	Spline							
GS	Adder for Groove-back edge of Landing Tread and Spline (shipped with landing tread)							
TREAD BRACKETS			BIRCH	PINE	OAK	MAPLE	WHITE OAK	CHERRY
HH7028	Plain	11 5/8" x 8 3/8" x 1/4"	S	S	S	N/S	N/S	N/S
HH7029	Scroll	11 3/4" x 8 3/8" x 1/4"	S	S	S	N/S	N/S	N/S


Many other species are available. Contact your sales representative for available species, prices and lead time. A shaded cell indicates that the item is a non-stock item. Allow two weeks for these items .




**8010-48**



**8015**



**8040**



**8060**




**8071**



**8072**




**8011**




**8090, 80905, 80908**



**8080**



**92**



**7028**



**7029**



**8076**



## ROSETTES & PLUGS

ITEM #	DESCRIPTION	SIZE	BEECH/ BIRCH	OAK	MAPLE	WHITE OAK	CHERRY
7117	Round Rosette	4 1/2" Diameter	S	S	N/S	N/S	N/S
7137	Oval Rosette	4" x 5 1/2"	S	S	S	N/S	S
3000	Rail Plug, Each	1" Diameter	S	S	S	N/S	S
32	Screw Plug 100 Pc/Bag	1/2" Diameter	S	S	S	N/S	N/S
32F	Tapered Screw Plug 100 Pc/Bag	1/2" Diameter	S	S	N/A	N/S	N/A
33	Screw Plug 100 Pc/Bag	3/8" Diameter	S	S	N/A	N/S	N/A
33F	Tapered Screw Plug 100 Pc/Bag	3/8" Diameter	S	S	N/A	N/S	S
315	Plug, Each	1 1/2" Diameter	S	S	S	N/S	S

Many other species are available. Contact your sales representative for available species, prices and lead time.

## STAIRPART HARDWARE

ITEM #	DESCRIPTION	SIZE	BEECH	OAK	MAPLE	WHITE OAK	CHERRY	
3505	Post Fastener	3" x 3"	S	S	N/S	N/S	S	
3505325	Post Fastener	3 1/4" x 3 1/4"	S	S	N/S	N/S	N/S	
35053	Post Fastener	3 1/2" x 3 1/2"	N/A	S	N/S	N/S	S	
							<b>STATUS</b>	
5003	Sure-Tite Newel Fastener	1/2" x 10 3/4"					S	
5003E	Sure-Tite Newel Fastener	1/2" x 16"					S	
50096	Stair Nosing, Metal Satin	1 3/16" x 36"					S	
3001	Rail Bolt	1/4" x 3 1/2"					S	
3006	Metal Newel Plate	5" x 5"					S	
203B	Baluster Fastener	5/16" x 2 1/2"					S	
801	Baluster Fastener Driver						S	
A501K	Epoxy Adhesive(will do approx 30-40 balusters), Nozzle (use w/regular caulk gun) and Piston							S
A24	Replacement Nozzle							S
901	Rail Bolt Wrench							S
OP3004	Newel Mounting Kit							S
3035	Center Guide							S

## WALL BRACKETS

ITEM #	DESCRIPTION	Bright Brass (BB)	Antique Brass (AB)	Satin Nickel (SN)	Antique Nickel (AN)	Colonial Bronze (CB)	Polished Chrome (PC)	Dull Chrome (DC)
3002	Handrail Bracket	S	S	S	S	S	S	S
HRBHD	Heavy Duty	S	N/S	S	N/A	N/A	N/S	N/S
						<b>Matte Black (MB)</b>		S

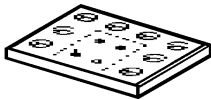
A shaded cell indicates that the item is a non-stock item. Allow minimum two weeks for these items.



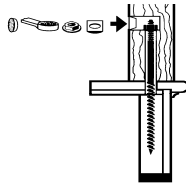
7117



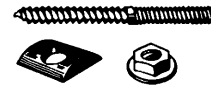
7137



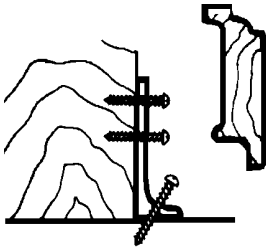
3006



5003



3001



3505 & 35053



901



203B



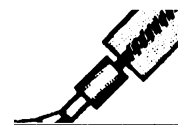
3035



3002



HRBHD



801



## HANDRAILS

ITEM #	DESCRIPTION	SIZE	BEECH (B)	RED OAK (RO)	MAPLE (M)	WHITE OAK (WO)	CHERRY (C)
<b>COLONIAL SOLID TOP CAP - ENGINEERED</b>							
60108	No Plow	2 1/4" x 2 3/8" x 8/0	N/S	S	S	N/S	S
60108P	w/1 1/4" Plow	2 1/4" x 2 3/8" x 8/0	N/S	S	N/S	N/S	N/S
601010	No Plow	2 1/4" x 2 3/8" x 10/0	N/S	S	S	N/S	S
601010P	w/1 1/4" Plow	2 1/4" x 2 3/8" x 10/0	N/S	S	N/S	N/S	N/S
601012	No Plow	2 1/4" x 2 3/8" x 12/0	N/S	S	N/S	N/S	N/S
601012P	w/1 1/4" Plow	2 1/4" x 2 3/8" x 12/0	N/S	S	N/S	N/S	N/S
601014	No Plow	2 1/4" x 2 3/8" x 14/0	N/S	S	S	N/S	N/S
601014P	w/1 1/4" Plow	2 1/4" x 2 3/8" x 14/0	N/S	S	N/S	N/S	N/S
601016	No Plow	2 1/4" x 2 3/8" x 16/0	N/S	S	S	N/S	S
601016P	w/1 1/4" Plow	2 1/4" x 2 3/8" x 16/0	N/S	S	N/S	N/S	N/S
6010B	Colonial Bending Rail		N/A	S	S	N/A	N/A
6010BM	Colonial Bending Moulding				POPLAR		N/S

## NEWPORT SOLID TOP CAP - ENGINEERED

ITEM #	DESCRIPTION	SIZE	RED OAK (RO)	MAPLE (M)	WHITE OAK (WO)	CHERRY (C)
65108	No Plow	2 5/8" x 2 3/8" x 8/0	S	S	N/S	S
65108P	1 3/4" Plow	2 5/8" x 2 3/8" x 8/0	S	S	N/S	N/S
651010	No Plow	2 5/8" x 2 3/8" x 10/0	S	S	N/S	S
651010P	1 3/4" Plow	2 5/8" x 2 3/8" x 10/0	S	S	N/S	N/S
651012	No Plow	2 5/8" x 2 3/8" x 12/0	S	S	N/S	S
651012P	1 3/4" Plow	2 5/8" x 2 3/8" x 12/0	S	S	N/S	N/S
651014	No Plow	2 5/8" x 2 3/8" x 14/0	S	S	N/S	S
651014P	1 3/4" Plow	2 5/8" x 2 3/8" x 14/0	S	S	N/S	N/S
651016	No Plow	2 5/8" x 2 3/8" x 16/0	S	S	N/S	S
651016P	1 3/4" Plow	2 5/8" x 2 3/8" x 16/0	S	S	N/S	N/S
6510BR	Newport Bending Rail		N/S	N/S	N/A	N/S

## MISCELLANEOUS

ITEM #	DESCRIPTION	SIZE	KNOTTY PINE (KP)	PINE (66)	RED OAK (99)	MAPLE (M)	WHITE OAK (WO)	CHERRY (C)
HH6042	Oval	1 9/32" x 2 1/4"	N/S	N/S	N/S	S	N/S	S
HH2X4	4 Eased Edges	1 1/2" x 3 1/4"	N/S	N/S	N/S	N/A	N/S	N/A
HH2X4P	4 Eased Edges w/plow	1 1/2" x 3 1/4"	N/S	N/S	N/S	S	N/S	S
HH2X6	S4S, 4 Eased Edges	1 1/2" x 5 1/4"	N/S	N/S	N/S	N/A	N/S	N/A

Many other species are available. Contact your sales representative for available species, prices and lead time.  
 A shaded cell indicates that the item is a non-stock item. Allow minimum two weeks for these items.






## SUB-RAIL & FILLET

ITEM #	DESCRIPTION	SIZE	RED OAK (99)	MAPLE (M)	WHITE OAK (WO)	CHERRY (C)
6045	Colonial Sub Rail w/ 1 1/4" Plow	3/4" x 2 1/2"	S	S	N/S	S
6046	Colonial Sub Rail w/ 1 3/4" Plow	3/4" x 3"	S	S	N/S	S
6007	Fillet	3/8" x 1 1/4"	S	S	N/S	S
6009	Fillet	3/8" x 1 3/4"	S	S	N/S	S

Many other species are available. Contact your sales representative for available species, prices and lead time.



**6010**




**6010P**




**6510**



**6510P**




**6045**




**6007**



**6009**



**6046**



**HH2X4  
HH2X6**



**6042**



## COLONIAL HANDRAIL FITTINGS


ITEM #	DESCRIPTION	OAK	MAPLE
7009	Returned End	S	N/S
7010	Starting Easing With Cap	S	N/S
7011	Quarter Turn- 90 Degree	S	N/S
7012	Up Easing - 60 Degree	S	N/S
7013	Over Easing - 60 Degree	S	N/S
7014	Up Easing - 90 Degree	S	N/S
7015	Starting Easing - 60 Degree	S	N/S
7019	Opening Cap	S	N/S
7020	Tandem Cap	S	N/S
7021	Quarter Turn With Cap	S	N/S
7026	Turn With Cap - 135 Degree	S	N/S
7030	Volute - Left	S	N/S
7035	Volute - Right	S	N/S
7040	Turnout - Left	S	N/S
7045	Turnout - Right	S	N/S
7047	"S" Turn - Left	S	N/S
7048	"S" Turn - Right	S	N/S
7050	Two Rise Gooseneck, No Cap, Left	S	N/S
7055	Two Rise Gooseneck, No Cap, Right	S	N/S
7060	Two Rise Gooseneck, With Cap & Up Easing, Left	S	N/S
7065	Two Rise Gooseneck, With Cap & Up Easing, Right	S	N/S
7071	Two Rise Gooseneck, No Cap, Left	S	N/S
7076	Two Rise Gooseneck, No Cap, Right	S	N/S
7081	Two Rise Gooseneck With Cap, Level Outlet & Up Easing, Left	S	N/S
7086	Two Rise Gooseneck With Cap, Level Outlet & Up Easing, Right	S	N/S
7088	One Rise Gooseneck With Tandem Cap	N/S	N/S
7089	Two Rise Gooseneck With Tandem Cap	S	N/S
7090	One Rise Gooseneck -180 Degree, No Cap, Left	N/S	N/S
7095	One Rise Gooseneck -180 Degree, No Cap, Right	N/S	N/S
7097	Two Rise Gooseneck ,With Cap & Up Easing	S	N/S
7099	Two Rise Gooseneck, No Cap, With Up Easing	S	N/S

Add \$25.00 per each extra riser for goosenecks higher than listed.

Maple fittings are non-stock item. Allow minimum 1 week lead time.



## COLONIAL HANDRAIL FITTINGS




7009



7010



7011



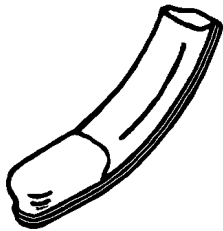
7012



7013



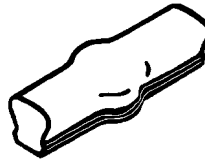
7014




7015



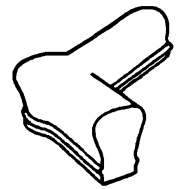
7019



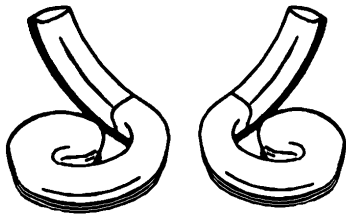
7020



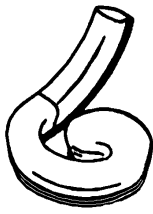
7021



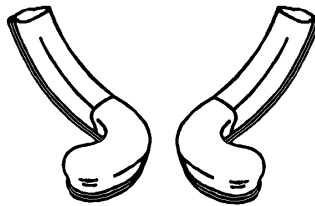
7026



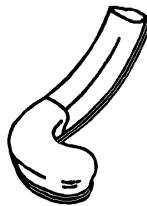
7030



7035




7040




7045



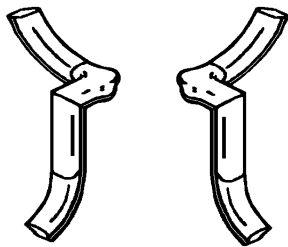
7047/7048



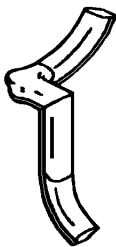
7050



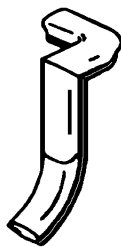
7055



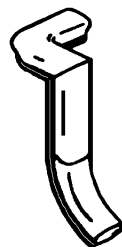
7060




7065



7071



7076



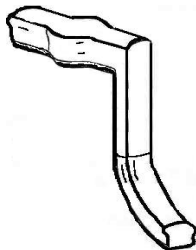
7081



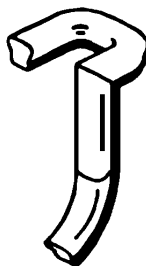
7086



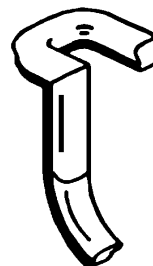
7088



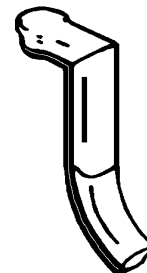
7089



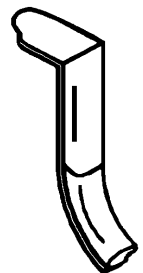
7090



7095



7097



7099



## NEWPORT HANDRAIL FITTINGS

ITEM #	DESCRIPTION	OAK	MAPLE	WHITE OAK	CHERRY
7509	Returned End	S	N/S	N/S	N/S
7510	Starting Easing With Cap	S	N/S	N/S	N/S
7511	Quarter Turn – 90 Degree	S	N/S	N/S	N/S
7512	Up Easing – 60 Degree	S	N/S	N/S	N/S
7513	Over Easing – 60 Degree	S	N/S	N/S	N/S
7514	Up Easing – 90 Degree	S	N/S	N/S	N/S
7519	Opening Cap	S	N/S	N/S	N/S
7520	Tandem Cap	S	N/S	N/S	N/S
7521	Quarter Turn With Cap	S	N/S	N/S	N/S
7526	Turn With Cap – 135 Degree	S	N/S	N/S	N/S
7530	Volute – Left	S	N/S	N/S	N/S
7535	Volute – Right	S	N/S	N/S	N/S
7540	Turnout – Left	S	N/S	N/S	N/S
7545	Turnout – Right	S	N/S	N/S	N/S
7547	“S” Turn 4 ½” - Left	N/S	N/S	N/S	N/S
7548	“S” Turn 4 ½” - Right	N/S	N/S	N/S	N/S
7560	Two Rise Gooseneck, With Cap & Up Easing, Left	S	N/S	N/S	N/S
7565	Two Rise Gooseneck, With Cap & Up Easing, Right	S	N/S	N/S	N/S
7571	Two Rise Gooseneck, No Cap, Level Outlet, Left	S	N/S	N/S	N/S
7576	Two Rise Gooseneck, No Cap, Level Outlet, Right	S	N/S	N/S	N/S
7581	Two Rise Gooseneck With Cap, Level Outlet & Up Easing, Left	S	N/S	N/S	N/S
7586	Two Rise Gooseneck With Cap, Level Outlet & Up Easing, Right	S	N/S	N/S	N/S
7589	Two Rise Gooseneck With Tandem Cap	S	N/S	N/S	N/S
7599	Two Rise Gooseneck, No Cap, With Up Easing	S	N/S	N/S	N/S

Add \$25.00 per extra riser for goosenecks higher than listed.

Many other species available. Contact your sales rep for available species, pricing and lead time.

Maple fittings are non-stock. Allow minimum 1 week lead time.

Cherry and White Oak fittings are non-stock. Allow minimum 3 weeks lead time.




## NEWPORT HANDRAIL FITTINGS



7510



7511



7512



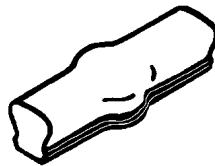
7513




7514



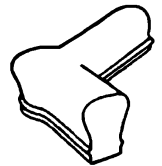
7519



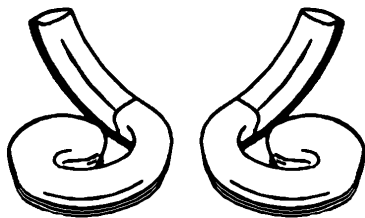
7520



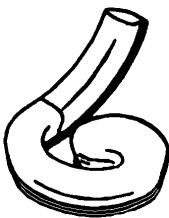
7521



7526



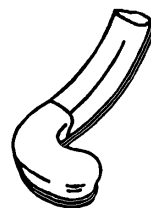
7530



7535



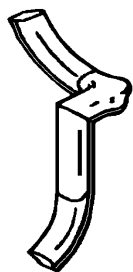
7540




7545



7547 (shown)



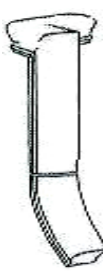
7560



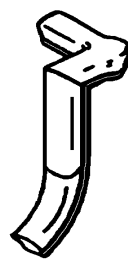
7565



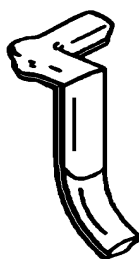
7571



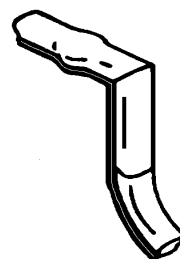
7576



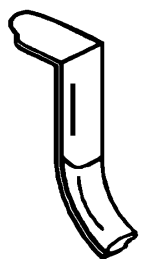
7581



7586



7589



7599



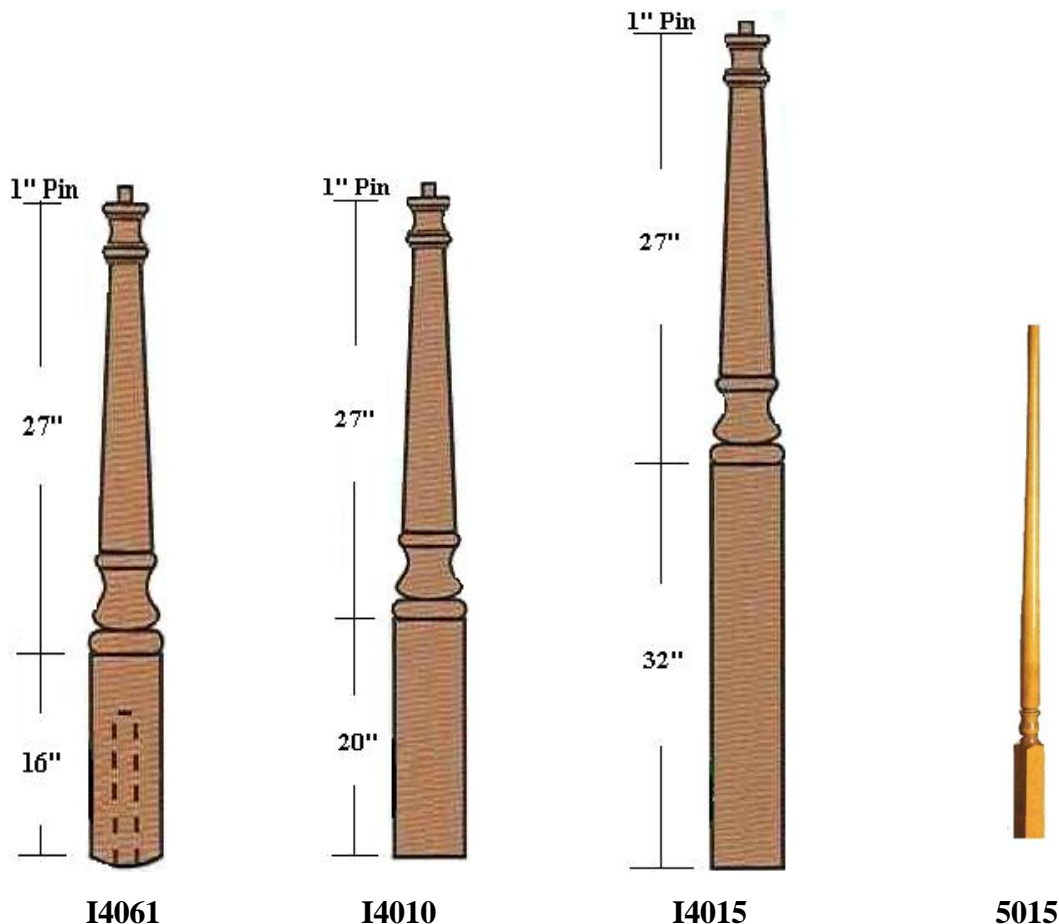
### 3" PIN TOP NEWELS - OVER THE POST

ITEM #	DESCRIPTION	SIZE	OAK
I4061	Pin Top Newel, Round Bottom, Adjustable w/pin	3" x 44"	S
I4010	Pin Top Newel, 20" Square Bottom Block	3" x 48"	S
I4015	Pin Top Newel, 32" Square Bottom Block	3" x 60"	S

### 1 1/4" PIN TOP BALUSTERS

ITEM #	DESCRIPTION	SIZE	PRIMED	BEECH	OAK
501531	Pin Top, Square Bottom Baluster	1 1/4" x 31"	S	S	S
501534	Pin Top, Square Bottom Baluster	1 1/4" x 34"	S	S	S
501536	Pin Top, Square Bottom Baluster	1 1/4" x 36"	S	S	S
501539	Pin Top, Square Bottom Baluster	1 1/4" x 39"	S	S	S
501541	Pin Top, Square Bottom Baluster	1 1/4" x 41"	S	S	S
501543	Pin Top, Square Bottom Baluster	1 1/4" x 43"	S	S	S

Many other species available. Contact your sales rep for available species, pricing and lead time.  
 A shaded cell indicates that the item is a non-stock item. Allow two weeks for these items.

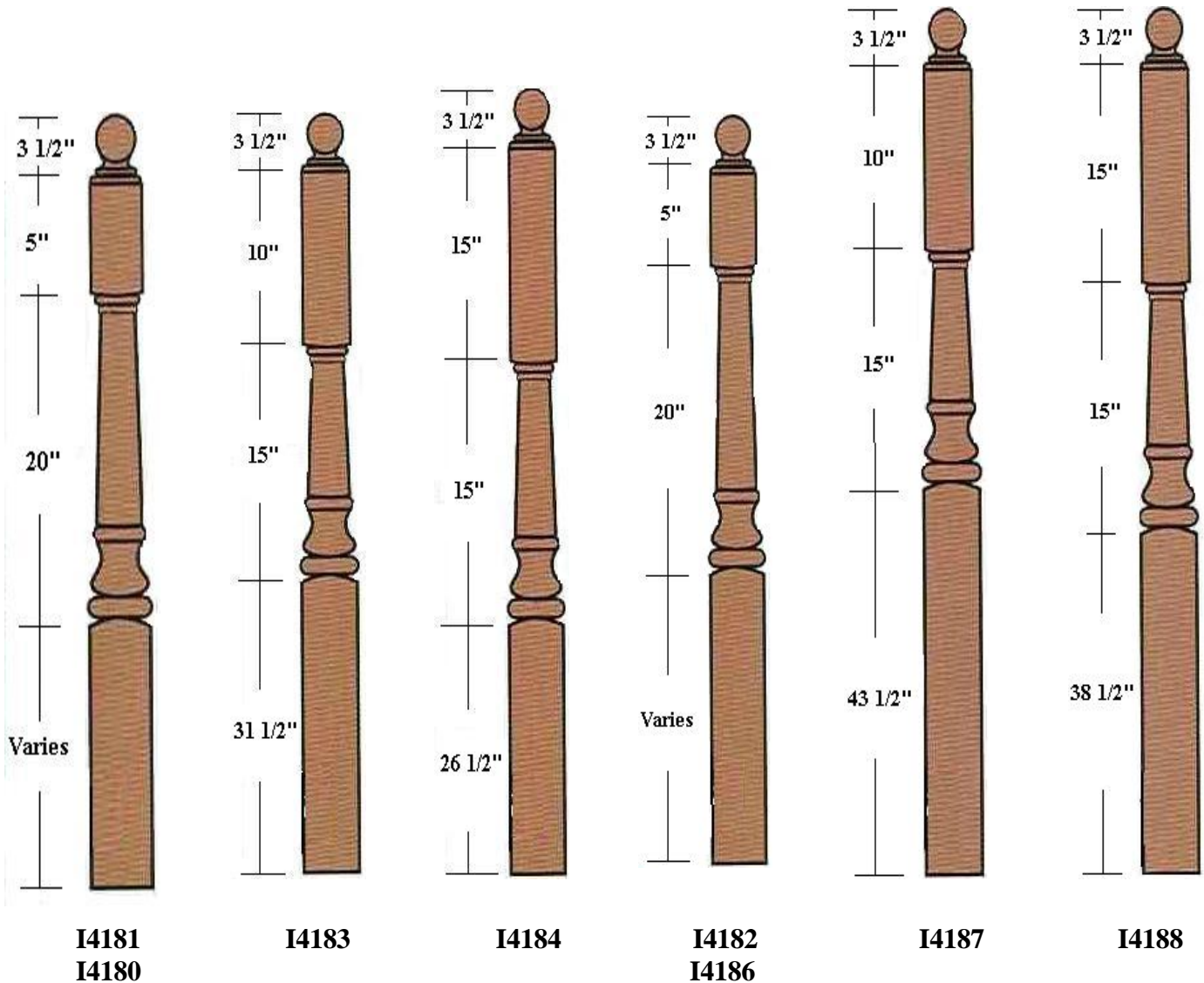




## 3" BALL TOP NEWELS - POST TO POST

ITEM #	DESCRIPTION	SIZE	OAK
I4180	Ball Top Newel, 5" Top Block	3" x 48"	S
I4181	Ball Top Newel, 5" Top Block	3" x 54"	S
I4182	Ball Top Newel, 5" Top Block	3" x 60"	N/S
I4183	Ball Top Newel, 10" Top Block	3" x 60"	S
I4184	Ball Top Newel, 15" Top Block	3" x 60"	S
I4186	Ball Top Newel, 5" Top Block	3" x 72"	N/S
I4187	Ball Top Newel, 10" Top Block	3" x 72"	N/S
I4188	Ball Top Newel, 15" Top Block	3" x 72"	N/S

A shaded cell indicates that the item is a non-stock item. Allow two weeks for these items.





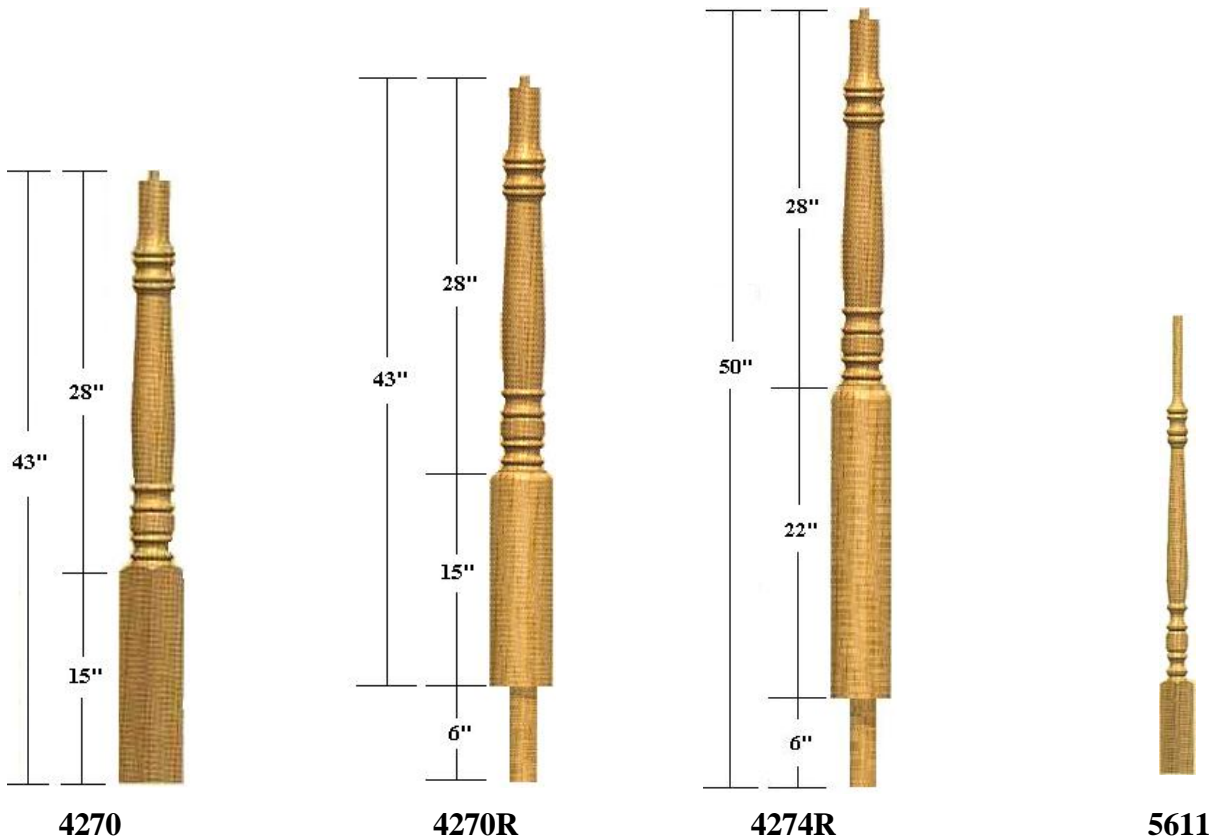
### 3 1/4" PIN TOP NEWELS - OVER THE POST

ITEM #	DESCRIPTION	SIZE	OAK
4270	Newel, 15" Bottom Block, Square	3 1/4" x 43"	S
4275	Newel, 30" Bottom Block, Square	3 1/4" x 58"	S
4278	Newel, 45" Bottom Block, Square	3 1/4" x 73"	N/S
4270R	Newel, 15" Bottom Block, Round w/12" Dowel Pin	3 1/4" x 43"	S
4274R	Newel, 22" Bottom Block, Round w/12" Dowel Pin	3 1/4" x 50"	S

### 1 3/4" PIN TOP BALUSTERS

ITEM #	DESCRIPTION	SIZE	PRIMED	OAK
561131	Pin Top, Square Bottom Baluster	1 3/4" x 31"	N/A	S
561134	Pin Top, Square Bottom Baluster	1 3/4" x 34"	S	S
561136	Pin Top, Square Bottom Baluster	1 3/4" x 36"	S	S
561139	Pin Top, Square Bottom Baluster	1 3/4" x 39"	S	S
561140	Pin Top, Square Bottom Baluster	1 3/4" x 40"	S	N/A
561142	Pin Top, Square Bottom Baluster	1 3/4" x 42"	N/A	S
561143	Pin Top, Square Bottom Baluster	1 3/4" x 43"	S	N/A

Many other species available. Contact your sales rep for available species, pricing and lead time.  
 A shaded cell indicates that the item is a non-stock item. Allow three weeks for these items.



Newel and baluster representations are reproduced from OakPointe literature.





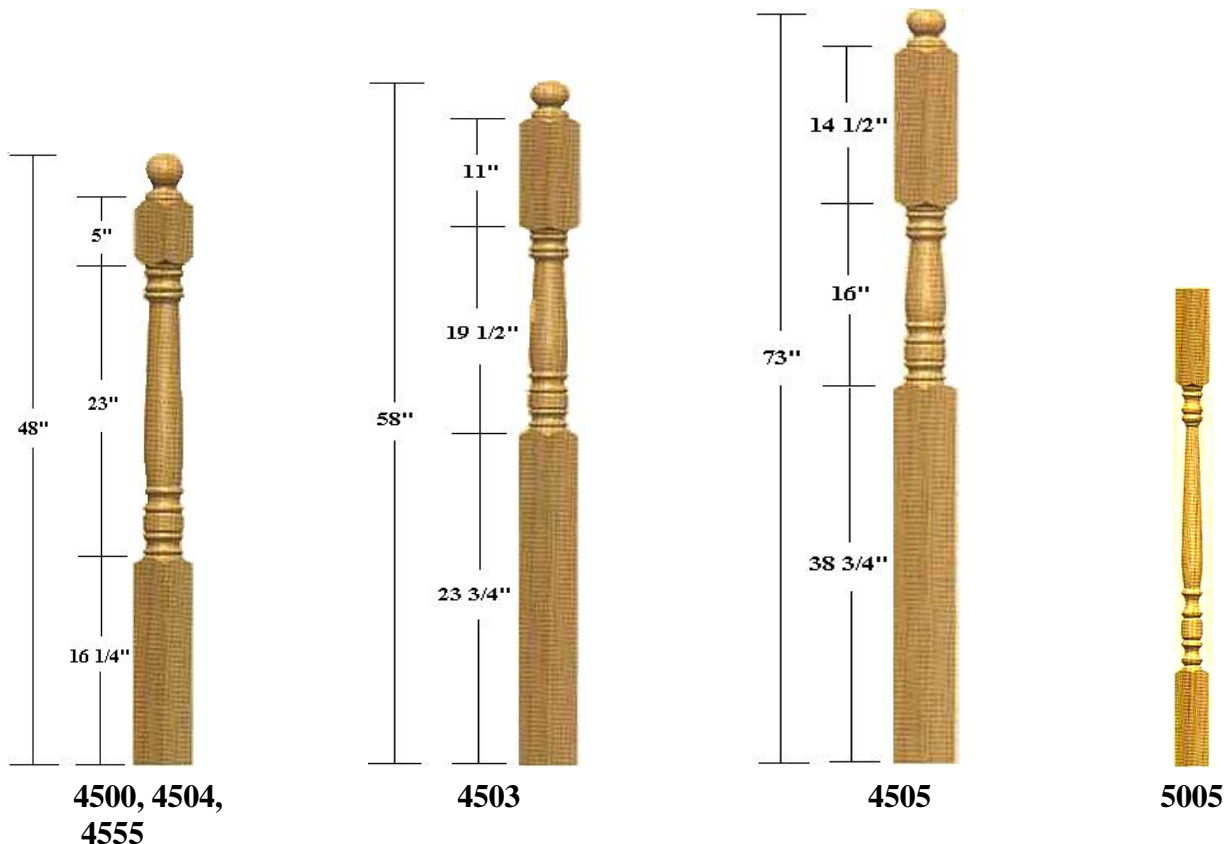
### 3 1/2" BALL TOP NEWELS - POST TO POST

ITEM #	DESCRIPTION	SIZE	OAK
4500	Starting Newel, 5" Top Block	3 1/2" x 48"	S
4504	Starting Newel, 5" Top Block	3 1/2" x 58"	S
4555	Starting Newel, 5" Top Block	3 1/2" x 73"	N/S
4503	Landing Newel, 2 <sup>nd</sup> Floor, 11" Top Block	3 1/2" x 58"	S
4505	Landing Newel, Intermediate, 14 1/2" Top Block	3 1/2" x 73"	S

### 1 3/4" SQUARE TOP BALUSTERS

ITEM #	DESCRIPTION	SIZE	PRIMED	OAK
500531	Square Top Baluster	1 3/4" x 31"	N/A	S
500534	Square Top Baluster	1 3/4" x 34"	S	S
500536	Square Top Baluster	1 3/4" x 36"	S	S
500539	Square Top Baluster	1 3/4" x 39"	S	S
500540	Square Top Baluster	1 3/4" x 40"	S	N/A
500542	Square Top Baluster	1 3/4" x 42"	N/A	S
500543	Square Top Baluster	1 3/4" x 43"	S	N/A

Many other species available. Contact your sales rep for available species, pricing and lead time.  
 A shaded cell indicates that the item is a non-stock item. Allow two weeks for these items.



Newel and baluster representations are reproduced from OakPointe literature.



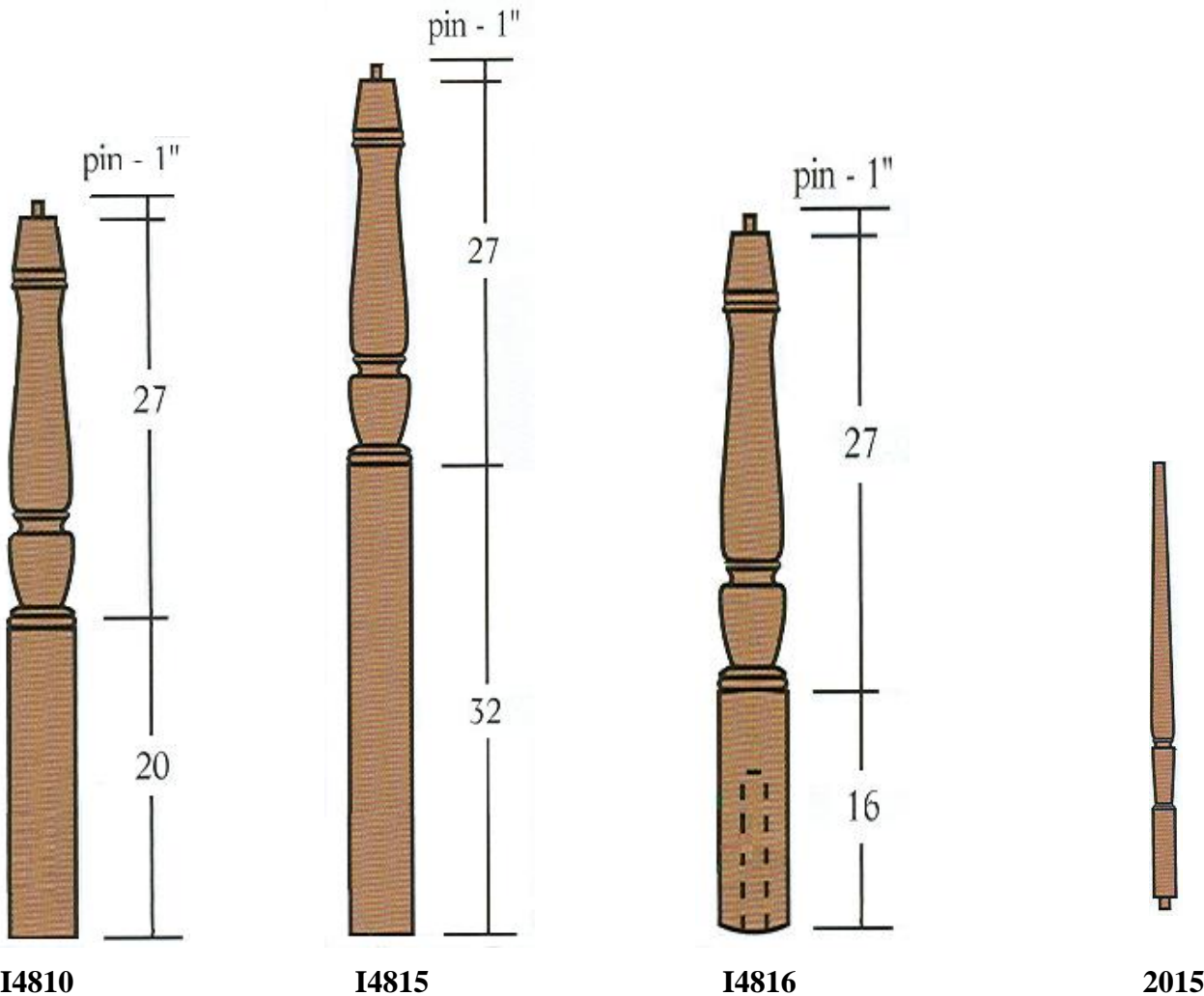
### 3 1/2" PIN TOP NEWELS - OVER THE POST

ITEM #	DESCRIPTION	SIZE	OAK
I4810	Newel, Pin Top	3 1/2" x 48"	N/S
I4815	Newel, Pin Top	3 1/2" x 60"	N/S
I4816	Newel, Round Bottom, Adjustable Volute Pin Top	3 1/2" x 44"	N/S

### 1 3/4" PIN TOP BALUSTERS

ITEM #	DESCRIPTION	SIZE	PRIMED	OAK
201531	Pin Top, Square Bottom Baluster	1 3/4" x 31"	S	N/S
201535	Pin Top, Square Bottom Baluster	1 3/4" x 35"	S	N/S
201537	Pin Top, Square Bottom Baluster	1 3/4" x 37"	S	N/S
201539	Pin Top, Square Bottom Baluster	1 3/4" x 39"	S	N/S
201541	Pin Top, Square Bottom Baluster	1 3/4" x 41"	S	N/S
201543	Pin Top, Square Bottom Baluster	1 3/4" x 43"	S	N/S

A shaded cell indicates that the item is a non-stock item. Allow two weeks for these items.



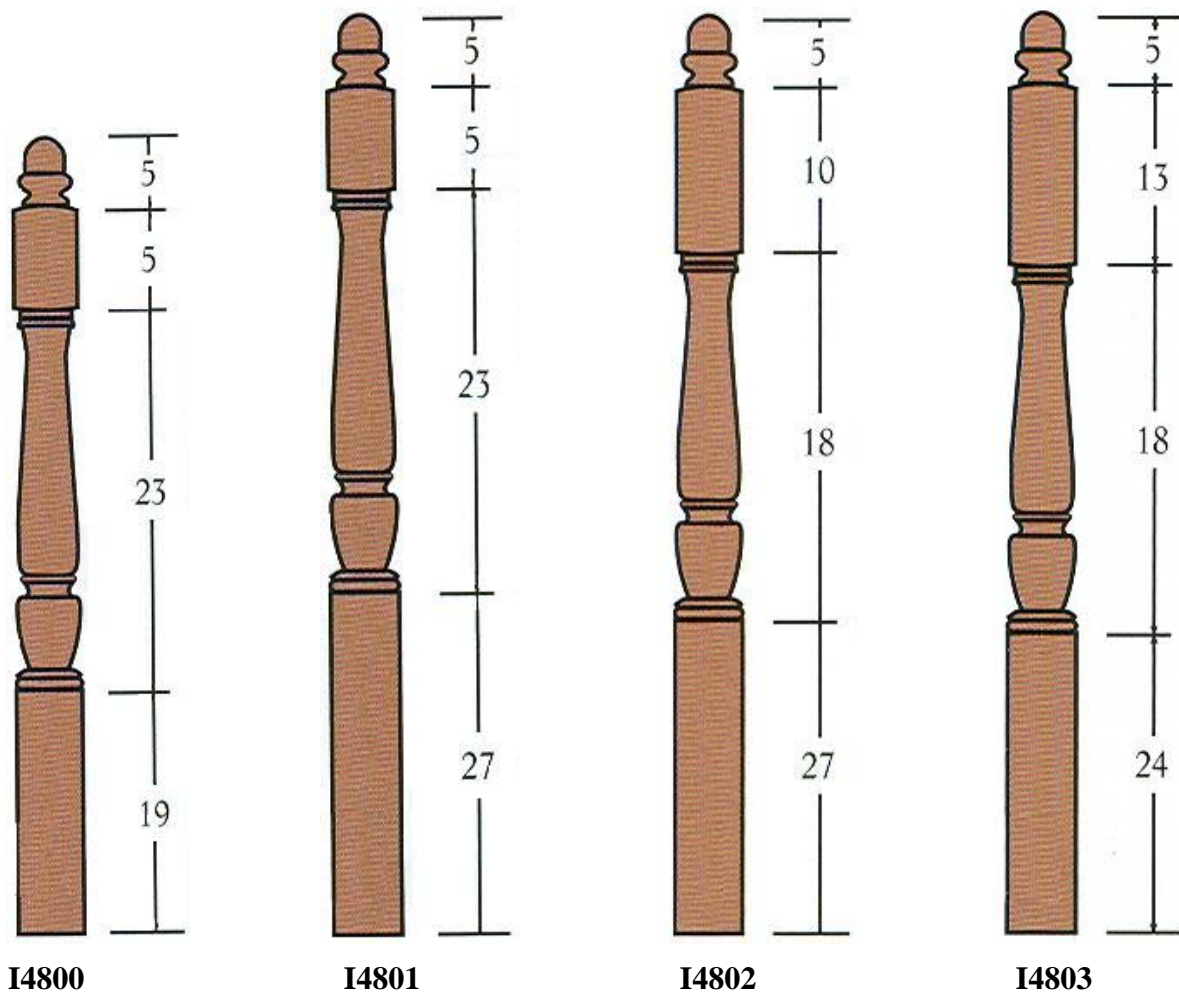
Newel and baluster representations are reproduced from Ideal Stairparts literature.



### 3 1/2" ACORN TOP NEWELS -POST TO POST

ITEM #	DESCRIPTION	SIZE	OAK
I4800	Newel, 5" Top Block, Acorn Top	3 1/2" x 52"	N/S
I4801	Newel, 5" Top Block, Acorn Top	3 1/2" x 60"	N/S
I4802	Newel, 10" Top Block, Acorn Top	3 1/2" x 60"	N/S
I4803	Newel, 13" Top Block, Acorn Top	3 1/2" x 60"	N/S

A shaded cell indicates that the item is a non-stock item. Allow two weeks for these items.





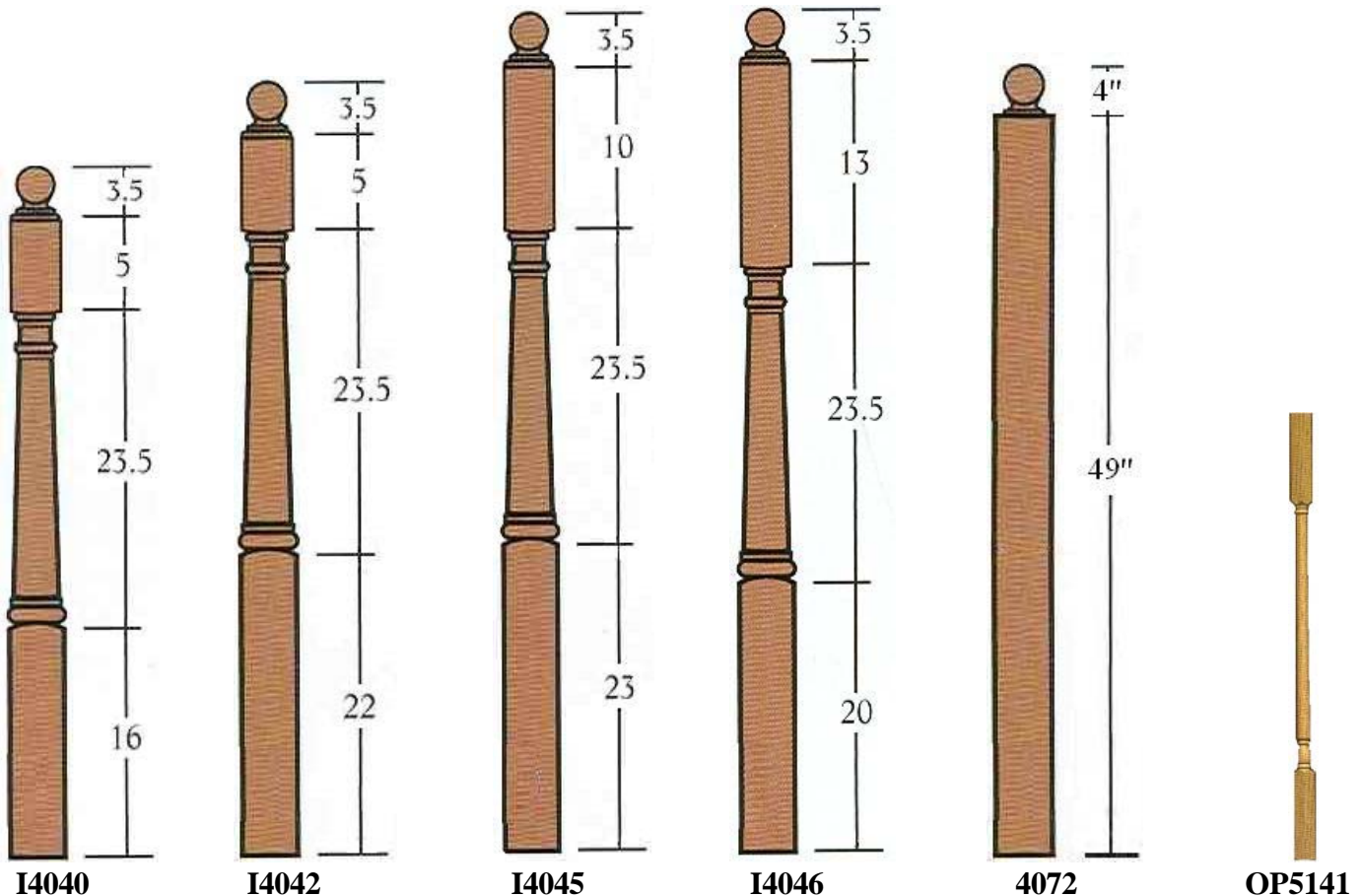
### 3" BALL TOP NEWELS - POST TO POST

ITEM #	DESCRIPTON	SIZE	OAK
I4040	Newel, Landing 5" Top Block, Square	3"x 48"	S
I4042	Newel, Landing 5" Top Block, Square	3"x 54"	S
I4045	Newel, Landing 10" Top Block, Square	3"x 60"	S
I4046	Newel, Landing 13" Top Block, Square	3"x 60"	S
4072	Newel, Angle, Square	3"x 53"	N/S

### 1 1/4" SQUARE TOP BALUSTERS

ITEM #	DESCRIPTION	SIZE	PRIMED	OAK
OP514131	Square Top Baluster	1 1/4" x 31"	S	S
OP514134	Square Top Baluster	1 1/4" x 34"	S	S
OP514136	Square Top Baluster	1 1/4" x 36"	S	S
OP514139	Square Top Baluster	1 1/4" x 39"	S	S
OP514142	Square Top Baluster	1 1/4" x 42"	S	S

Many other species available. Contact your sales rep for available species, pricing and lead time.  
 A shaded cell indicates that the item is a non-stock item. Allow two weeks for these items.





## CONTEMPORARY NEWELS

ITEM #	DESCRIPTION	SIZE	POPLAR	OAK
HH4001	Starting Newel - S4S	3 1/2" x 48"	S	S
HH4002	Landing Newel - S4S	3 1/2" x 60"	S	S
HH4003	Landing Newel - S4S	3 1/2" x 96"	S	S

PT = Add \$10.00 per newel to add pyramid top.

GT = Add \$20.00 per newel to add gothic top.

CN = Add \$15.00 per newel to add chamfer to corners and side edges.

## CONTEMPORARY BALUSTERS

ITEM #	DESCRIPTION	SIZE	POPLAR	IMPORTED PRIMED	OAK
HH23730	Square Baluster - S4S	1 1/4" x 30"	N/S	N/A	N/S
HH23736	Square Baluster - S4S	1 1/4" x 36"	N/S	N/S*	N/S
HH23742	Square Baluster - S4S	1 1/4" x 42"	N/A	N/S*	N/A
HH23748	Square Baluster - S4S	1 1/4" x 48"	N/S	N/A	N/S
HH23630	Square Baluster - S4S	1 1/2" x 30"	N/S	N/A	N/S
HH23636	Square Baluster - S4S	1 1/2" x 36"	N/S	N/A	N/S
HH23648	Square Baluster - S4S	1 1/2" x 48"	N/S	N/A	N/S
HH23530	Square Baluster - S4S	1 3/4" x 30"	N/S	N/A	N/S
HH23536	Square Baluster - S4S	1 3/4" x 36"	N/S	N/S*	N/S
HH23542	Square Baluster - S4S	1 3/4" x 42"	N/A	N/S*	N/A
HH23548	Square Baluster - S4S	1 3/4" x 48"	N/S	N/A	N/S

AD = Add \$1.00 per baluster to add pin to bottom of baluster.

CB = Add \$5.00 per baluster to add chamfer to corners and side edges.

Many other species available. Contact your sales rep for available species, pricing and lead time.

\*Imported primed balusters come with pin.

A shaded cell indicates that the item is a non-stock item. Allow two weeks for these items.



4001, 4002, 4003



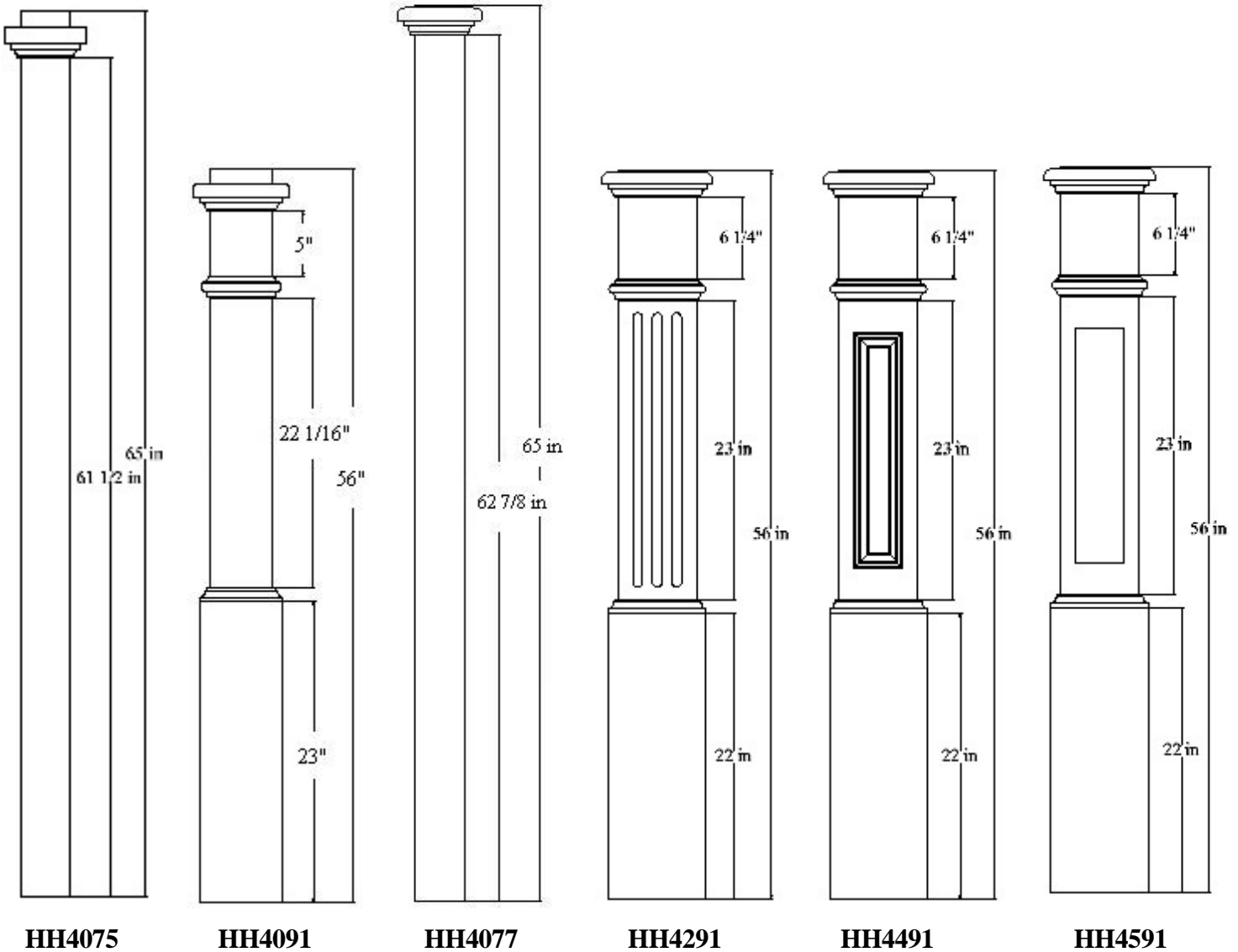
237, 236, 235



## BOX NEWELS

ITEM #	DESCRIPTION	SIZE	POPLAR	RED OAK	MAPLE	WHITE OAK	CHERRY
HH4075	Windsor Landing Newel	3 1/2" x 3 1/2" x 65"	N/S	S	N/S	N/S	N/S
HH4091	Windsor Box Newel	6 1/4" x 6 1/4" x 56"	N/S	S	N/S	N/S	N/S
HH4077	Landing Newel	3 1/2" x 3 1/2" x 65"	N/S	S	N/S	N/S	N/S
HH4291	Fluted Starting Newel	7 1/2" x 7 1/2" x 56"	N/S	N/S	N/S	N/S	N/S
HH4491	Raised Panel Starting Newel	7 1/2" x 7 1/2" x 56"	N/S	N/S	N/S	N/S	N/S
HH4591	Flat Panel Starting Newel	7 1/2" x 7 1/2" x 56"	N/S	N/S	N/S	N/S	N/S

Many other species available. Contact your sales rep for available species, pricing and lead time.  
 A shaded cell indicates that the item is a non-stock item. Allow two weeks for these items.





## ASSEMBLED RAIL

ITEM #	DESCRIPTION	SIZE	BEECH	RED OAK
HH12344	Sloped Rail	34" x 4/0	N/S	N/S
HH12346	Sloped Rail	34" x 6/0	N/S	N/S
HH12348	Sloped Rail	34" x 8/0	N/S	N/S
HH123410	Sloped Rail	34" x 10/0	N/S	N/S
HH123412	Sloped Rail	34" x 12/0	N/S	N/S
HH123414	Sloped Rail	34" x 14/0	N/S	N/S
HH12384	Straight Rail	38" x 4/0	N/S	N/S
HH12386	Straight Rail	38" x 6/0	N/S	N/S
HH12388	Straight Rail	38" x 8/0	N/S	N/S


Heister House assembled rail consists of a 6910 Newport top rail, sub-rail, 1 1/4" square top and bottom balusters and fillet.

## MATCHING ASSEMBLED RAIL ACCESSORIES

ITEM #	DESCRIPTION	SIZE	BEECH	RED OAK
514134	Square Top and Bottom Baluster	1 1/4" x 34"	S	S
514139	Square Top and Bottom Baluster	1 1/4" x 39"	S	S
69108P	Newport Top Rail w/ 1 1/4" Plow	2 5/8" x 2 3/8" x 8/0	S	S
691010P	Newport Top Rail w/ 1 1/4" Plow	2 5/8" x 2 3/8" x 10/0	S	S
691012P	Newport Top Rail w/ 1 1/4" Plow	2 5/8" x 2 3/8" x 12/0	S	S
691014P	Newport Top Rail w/ 1 1/4" Plow	2 5/8" x 2 3/8" x 14/0	S	S
60178	Sub Rail w/ 1 1/4" Plow	2 1/2" x 1 1/4" x 8/0	S	N/A
601710	Sub Rail w/ 1 1/4" Plow	2 1/2" x 1 1/4" x 10/0	S	N/A
601712	Sub Rail w/ 1 1/4" Plow	2 1/2" x 1 1/4" x 12/0	S	N/A
601714	Sub Rail w/ 1 1/4" Plow	2 1/2" x 1 1/4" x 14/0	S	N/A
6017	Sub Rail w/ 1 1/4" Plow	2 1/2" x 1 1/4"	N/A	S
6017F	Fillet (per LF)	5/16" x 1 1/2"	S	S

Shaded items are non-stock. Please allow three week lead time.

**6910**



**5141**

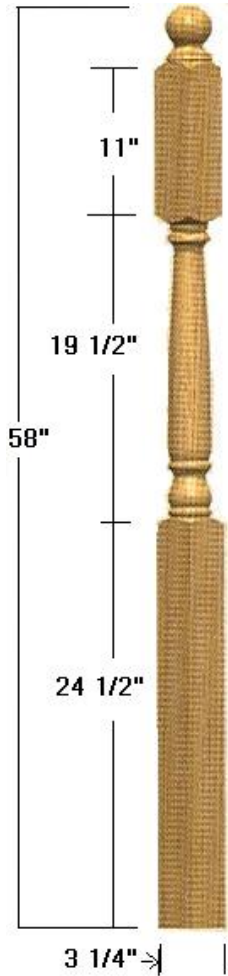


Baluster and handrail representation is reproduced from OakPointe literature..

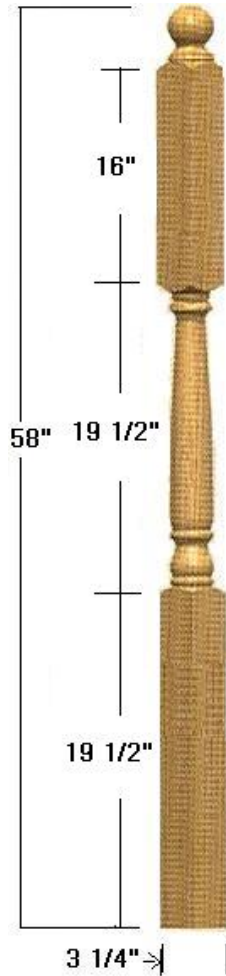


## ASSEMBLED RAIL NEWEL POSTS

ITEM #	DESCRIPTION	SIZE	BEECH	RED OAK
OP4185	Newel, Landing, 11" Top Block, Square	3 1/4" x 58"	S	S
OP4187	Newel, Landing, 16" Top Block, Square	3 1/4" x 58"	S	S



**OP4185**



**OP4187**

*Newel representations are reproduced from OakPointe literature.*